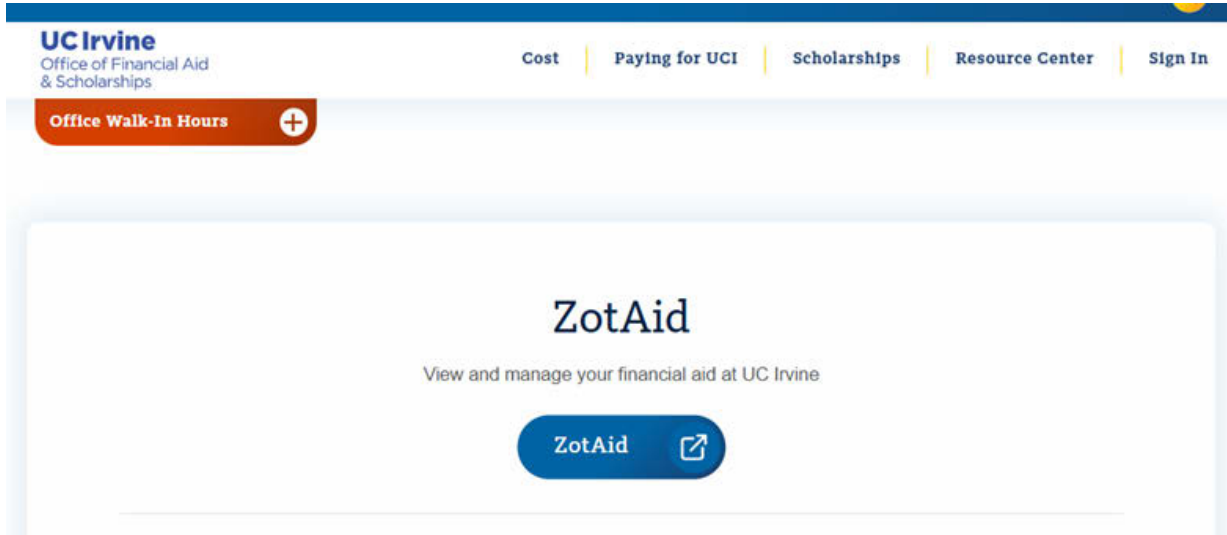
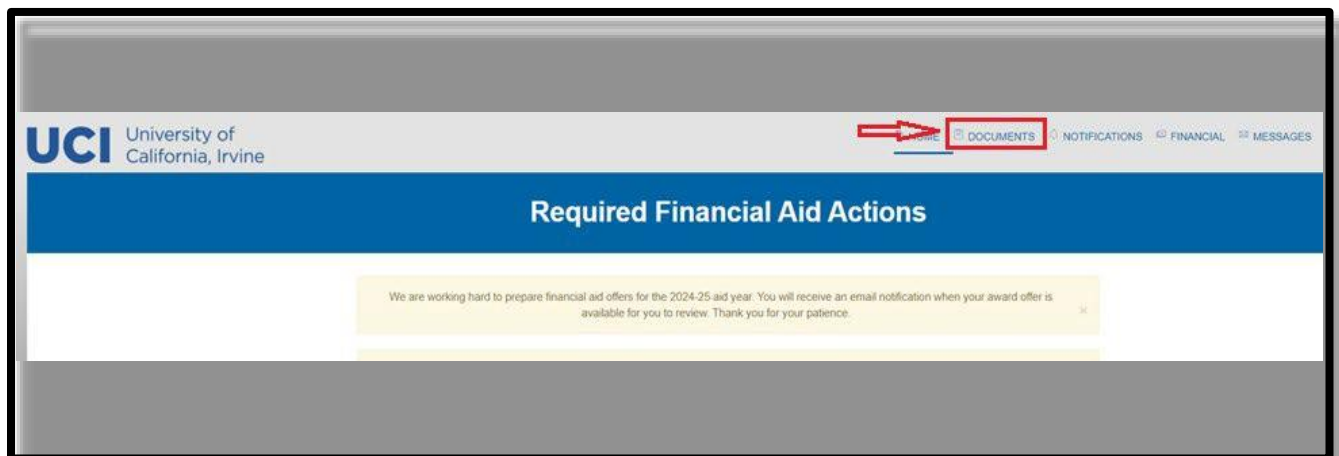


Instructions to submit your 2025-2026 Alternative Loan Certification Request

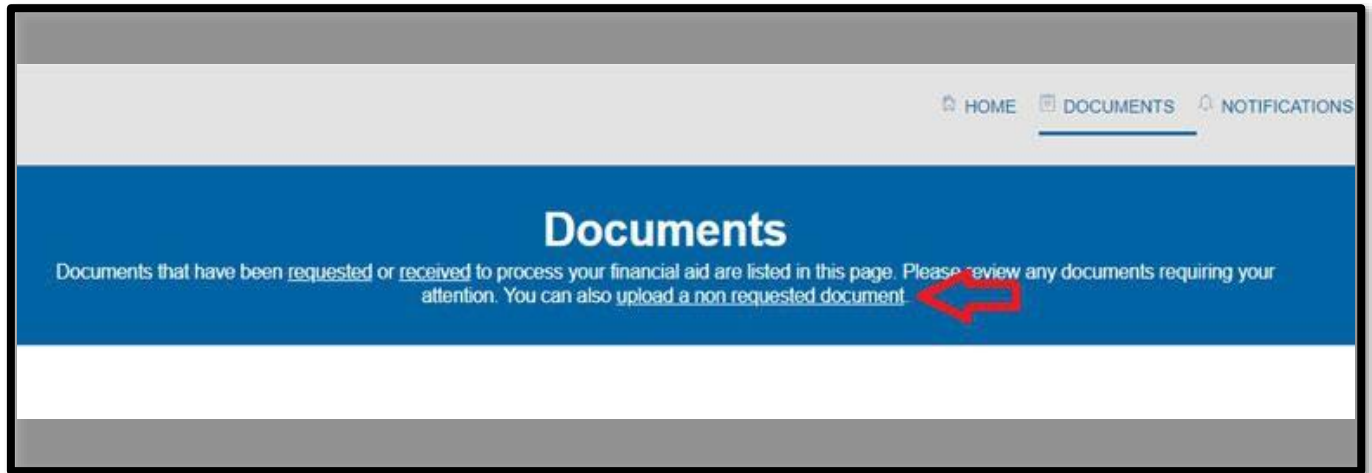
1. Log onto [ZotAid](#)



2. Go to Documents Tab



3. Select “upload a non requested document”



4. Select 'Alternative Loan Certification Request', 'Student' as owner, and '2025-26' as award year:

Upload Documents

Upload a Non Requested Document

Document Name	Owner(s)	Award Year	File
<input type="text" value="Alternative Loan Request Form"/>	<div>Parent</div> <div>Parent Spouse</div> <div>Student</div> <div>Student Spouse</div>	<input type="text" value="2025-2026"/>	<div>CHOOSE A FILE</div> <p>Only PDF, JPEG, GIF and PNG files with max size of 50MB.</p>

Alternative-Loan-Certification-Request (25-26)

Please **download this file** and fill in the requested details directly into the document form. Once completed, upload the file to submit the requested document to continue processing your financial aid verification.

DOWNLOAD

5. Download the Alternative Loan Certification Request form:

Upload Documents

Upload a Non Requested Document

Document Name	Owner(s)	Award Year	File
Alternative Loan Request Form	<div>Parent</div> <div>Parent Spouse</div> <div>Student</div> <div>Student Spouse</div>	2025-2026	<div>CHOOSE A FILE</div> <p>Only PDF, JPEG, GIF and PNG files with max size of 50MB.</p>

Alternative-Loan-Certification-Request (25-26)

Please **download this file** and fill in the requested details directly into the document form. Once completed, upload the file to submit the requested document to continue processing your financial aid verification.

DOWNLOAD

6. Upload the completed form in the area of the screen that says 'CHOOSE A FILE':

Upload Documents

Upload a Non Requested Document

File

CHOOSE A FILE

Only PDF, JPEG, GIF and PNG files with max size of 50MB.